

Google for Education

Parents Information Guide 2020/21



St David's CIW Primary
School
approach to
Blended & Distance
Learning

Google Classroom
/G Suite / Google for
Education

Part A

What is “Google For Education”?

Rationale for changing from Hwb Classes

We are so incredibly proud of efforts of the children and extended families in our school community for their continued effort throughout our enforced school closure in the spring and summer terms. However, we are making improvements to our approach to Blended and Distance Learning as we prepare our “new normal” in the event that Covid-19 casues causing further disruption as we look ahead to the future. This will require swapping from Hwb Classes to Google For Education.

Benefits of using Google For Education:

- Easy file sharing between pupil and teacher
- Easy to give feedback directly to children
- Easy to monitor pupil engagement
- Google Meets – live streaming of lessons
- More universal – used in high schools, colleges, universities, work places
- Safe – accessed via Hwb. Adapted for schools.

The logo for Google for Education. The word "Google" is written in its signature multi-colored font (blue, red, yellow, blue, green, red). Below it, the words "for Education" are written in a plain, grey, sans-serif font.The logo for Hwb, consisting of the letters "Hwb" in a bold, white, sans-serif font on a red rectangular background.

Digital Learning for Wales

Google For Education is still accessed via Hwb, so your child will need their Hwb log in details. Please contact your child’s class teacher, if you need this information

Part B

Joining your Google Classroom

Learning and teaching for Wales

The Curriculum for Wales and free educational tools and materials.



Curriculum for Wales



Curriculum for Wales 2008



Professional development



Resources



News



Events



Keeping safe online



Zones



Support Centre



Blended learning



Office 365



Outlook



Google for Education



Adobe Spark



Just2easy



Flipgrid



Personalised

Accessing 'Google For Education'

- 1) Go to hwb.gov.wales
- 2) Log in using your child's log in
- 3) Click 'Google For Education'

Please contact your child's class teacher, if you need their Hwb log in details



Sign in

Use your Google Account

Email or phone

|

[Forgot email?](#)

Not your computer? Use Guest mode to sign in privately.

[Learn more](#)

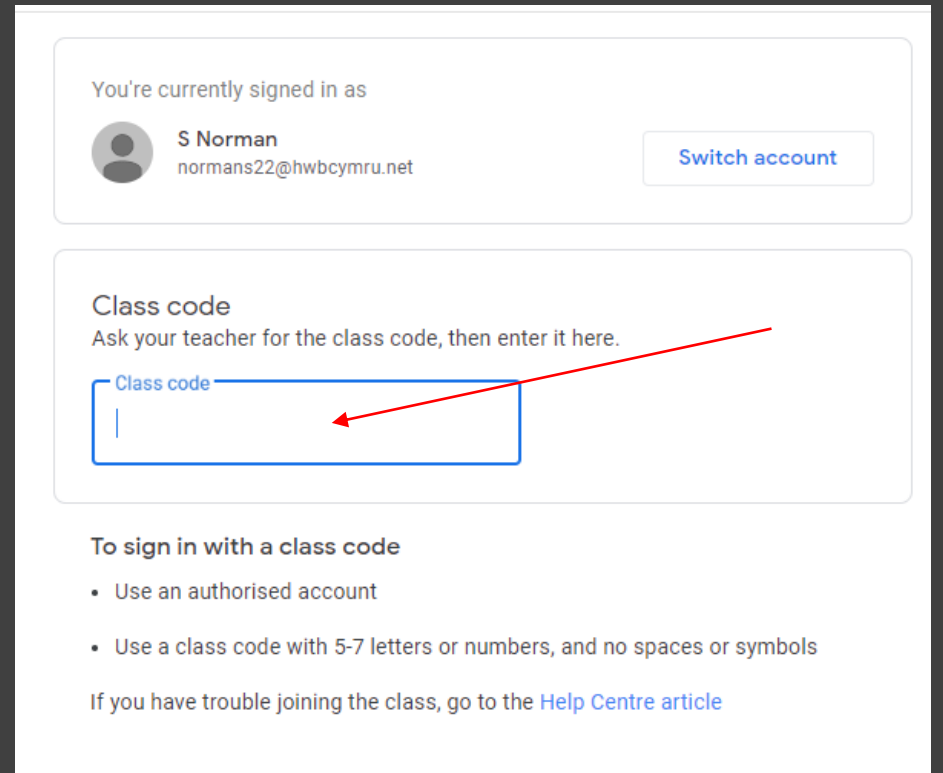
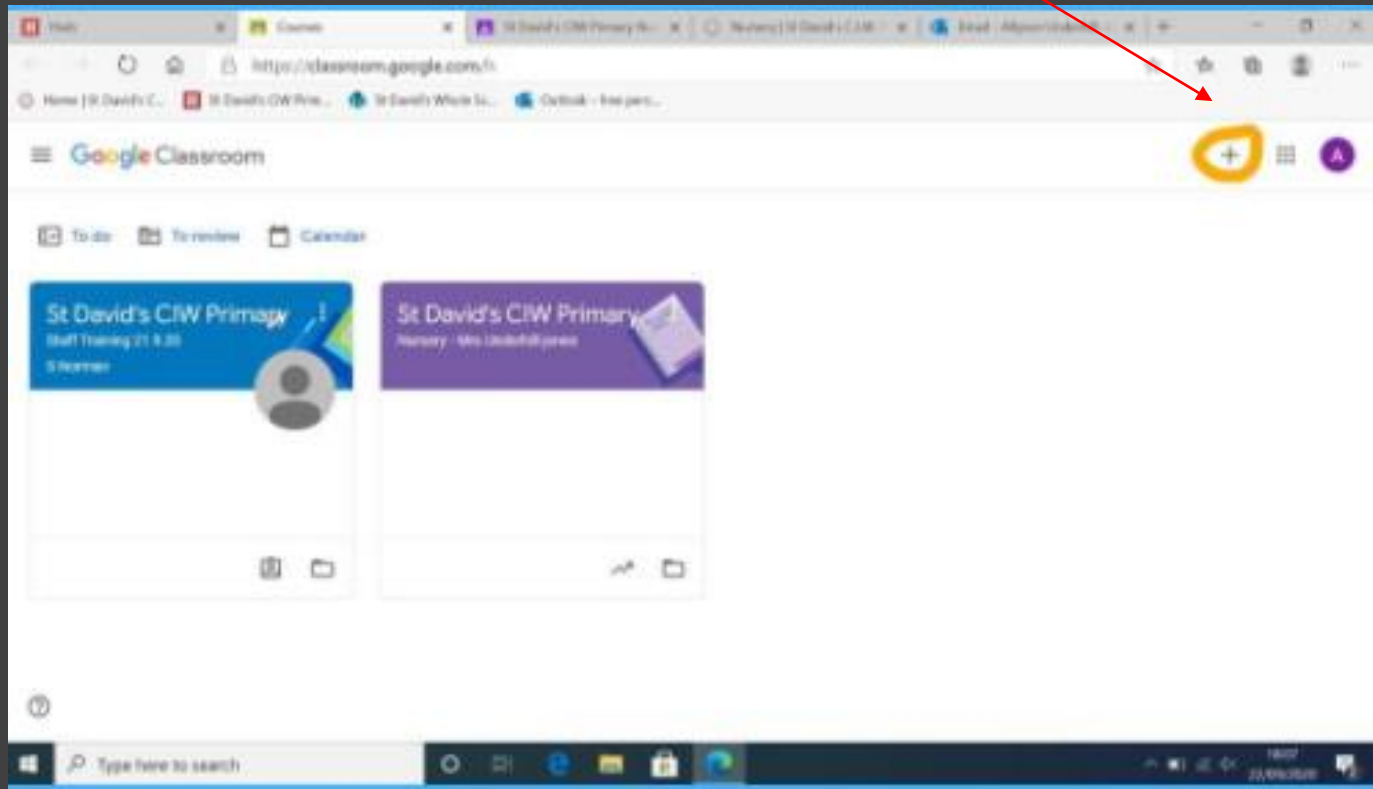
You may be asked to sign in again.

Use your Hwb email address/username to log in

Your personal Google account won't work

You will then be asked to accept the T&C and choose the "I'm a student" option

Joining your class



- 1) Click the + symbol on top right to join your child's class.
- 2) Enter the class code provided by your teacher – this will have been shared via Schoop and on the class page of our website. Please contact the class teacher if you cannot find the code.
- 3) Click Join on the top right corner

To access your class from now on, you just need to log into Hwb, click Google for Education, click on your class.

Part C

Google For Education Features

Class Stream (Google Classroom Home Page)

Year 5 - Mr Norman

Stream

Classwork

People

Marks

Click "Classwork" to see the work that have been set

Year 5 - Mr Norman

Class code [redacted]

Meet link [https://meet.google.com/lookup/fgtvq\[redacted\]](https://meet.google.com/lookup/fgtvq[redacted])

Select theme
Upload photo

Link to live streaming lesson. This will always appear but will only be active when a scheduled session is taking place

Upcoming

No work due in soon

[View all](#)

Children will see the upcoming work here

Share something with your class...

S Norman posted a new assignment: LQ: Can I edit and submit a document?
23 Sep

Children will see that something new has been posted here

Viewing the Classwork

The Learning Question for the lesson will appear here

If there is a deadline, it will appear here

The different learning outcomes will be here. * star is the easiest, ** is medium, *** is the most challenging

The screenshot shows a classwork assignment interface. At the top, there are navigation tabs: 'Stream', 'Classwork' (which is selected and underlined), 'People', and 'Marks'. Below the tabs, the assignment title is 'LQ: Can I edit and submit a document?' with a clipboard icon on the left and 'Edited 10:06' with a three-dot menu on the right. Under the title, it says 'No due date'. The main content area starts with 'Hello Year 5' followed by the text: 'Please can you try clicking on the file, editing the document and submitting'. Below this are three learning outcomes: '*I can click on the file to view it', '**I can edit the document', and '***I can submit a completed document to my teacher'. A 'Thanks' message follows. There is a file card for 'Year 5 favourite fruit' by 'Google Docs'. At the bottom left is a 'View assignment' button. On the right side, there are two statistics: '3 Handed in' and '7 Assigned'. Red arrows point from callout boxes to these elements: one to the Learning Question title, one to the 'No due date' text, one to the learning outcomes, one to the '3 Handed in' number, one to the '7 Assigned' number, and one to the 'View assignment' button.

The teacher will be able to click these numbers to see who has handed it in and who has not yet submitted their work.

Any PowerPoints, worksheets (Word Documents) or YouTube videos will appear here.



LQ: Can I edit and submit a document?

Edited 10:06



No due date

Hello Year 5

3

Handed in

7

Assigned

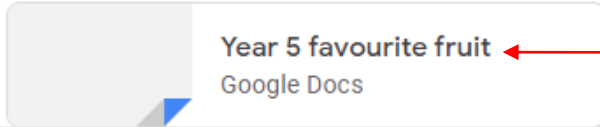
Please can you try clicking on the file, editing the document and submitting

*I can click on the file to view it

**I can edit the document

***I can submit a completed document to my teacher

Thanks



When you click the Google Doc, it will open online for you to edit

[View assignment](#)


e Chocolate bars

Tools Add-ons Help Last edit was seconds ago



TURN IN

Share



When you are finished, you can click "Turn In". This will send it directly to your teacher

My favourite chocolate bar is...

I think this because it |

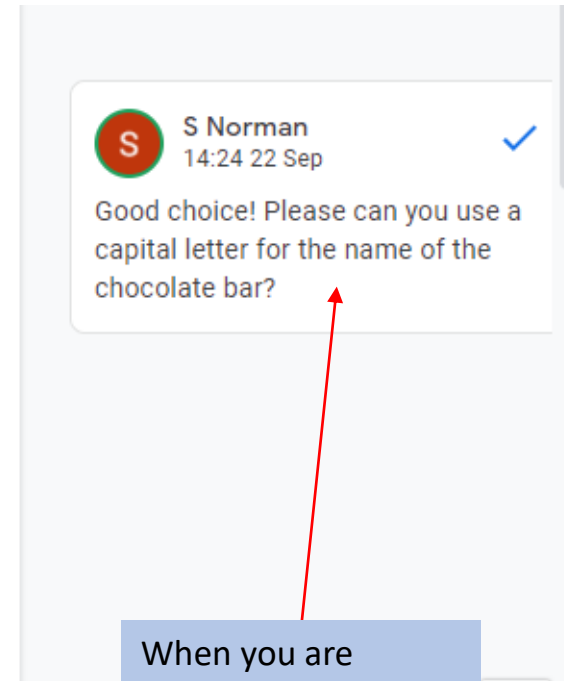
You can type directly here and it will get saved online automatically.

Receiving feedback from teachers

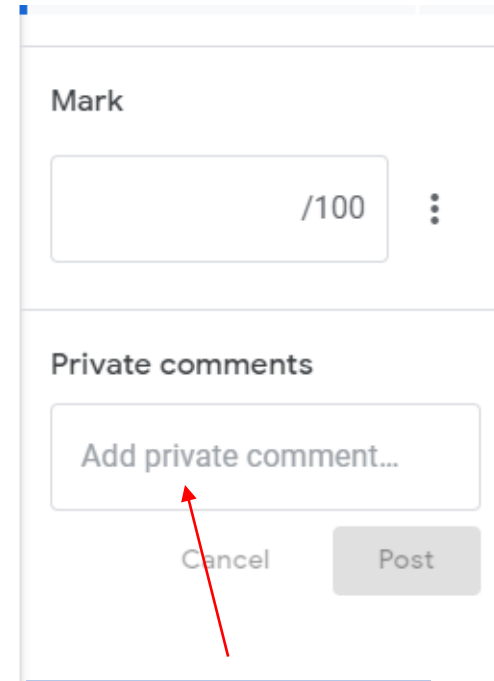
My favourite chocolate bar is a crunchie.

The teacher can highlight the document to show what they are pleased with or what needs changing

I think this because I love the honeycomb inside. |



When you are finished, you can click "Turn In". This will send it directly to your teacher



Your teacher may post a comment here. You can also comment here (eg. I found this really difficult today or I really enjoyed this activity or I am ready for something more challenging)

Part D

Google Meets – For live streaming sessions

Year 5 - Mr Norman

Class code

Meet link <https://meet.google.com/lookup/fgtvq>

When there is a scheduled session, this link will become active

Upcoming

No work due in soon

[View all](#)



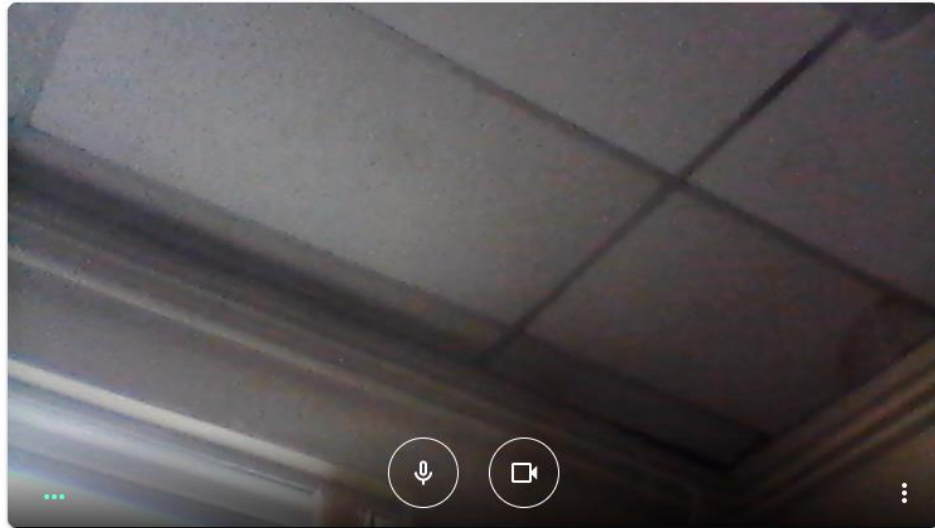
Share something with your class...



S Norman posted a new assignment: LQ: Can I edit and submit a document?

23 Sep (Edited 10:06)





c4hckwqmp

No one else is here

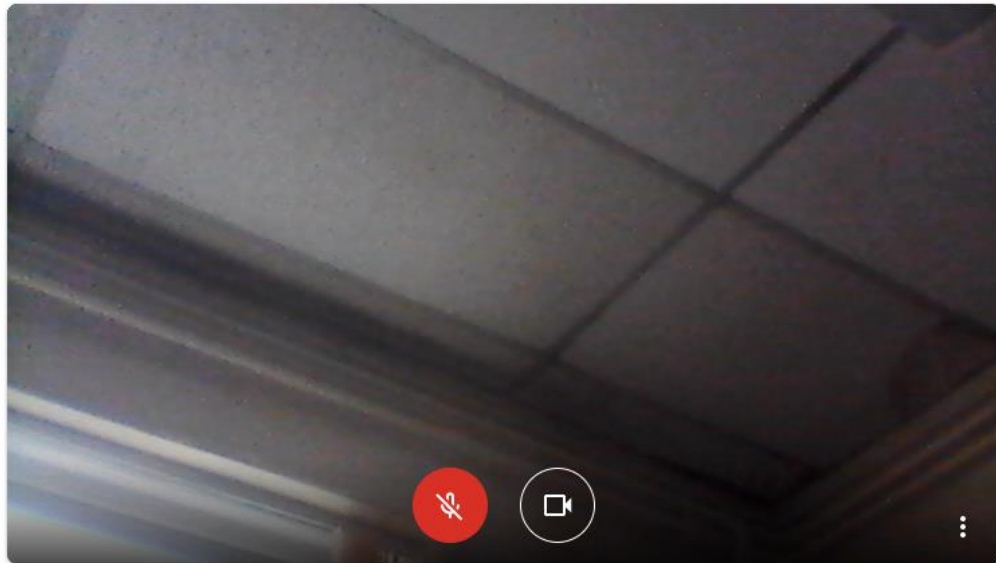
Join now

Present


Other options

Join and use a phone for audio

Joining a Live Stream



When you click the Google Meet link, please check that your camera is on and that your microphone is off before you click "Join"



c4hckwqmp ×

👤 People (1) 💬 Chat

Let everyone send messages

Your teacher may ask the class a question. As microphones are off, you will need to type your answer in the chat section.

You can also let your teacher know if there are any other technical issues here.

But you should not use this to chat with other members of the class

c4hckwqmp ^ 🔒 🚫 📞 📺 CC 📄 ⋮

Turn on captions Present now

Send a message to everyone ▶

At the end of the live session, you must end the call, by clicking the red phone symbol.

The teacher can also use the present now section so they will be able to show documents, powerpoints, videos etc to support learning.

Pentwyn
Cardiff
CF23 7ED
Headteacher: Mrs Cook



Email:
stdavidspm@cardiff.gov.uk
Website: www.stdavidspm.cardiff.sch.uk
Twitter: @StDavidsCiWPrm

"Learning Together Through Fun, Friendship and Faith"

Blended Learning - Pupil Code of Conduct

By taking part in our school's live streaming lessons, you are confirming that you agree to follow these important rules and guidelines at all times.

- I will be punctual for all live streaming lessons.
- I will show respect for everyone in the online classroom.
- I will communicate with the teacher by typing in the chat section, when appropriate.
- I will take part in a positive manner and not be disruptive at any time.
- I will ensure that my camera and microphone are turned off on entry to the online classroom and remain off throughout the session.
- I will not take or share images/videos of the session.
- I understand that all live streaming lessons are recorded and monitored.
- I will be supervised by an adult during the lesson.

Any children who do not follow this Code of Conduct may be removed from the live streaming session and may not be allowed to join future sessions.

Parental consent is not required by the school for children to join our live streaming as it will be the parent's responsibility to monitor this from home. Any parents who do not wish for their child to take part in live

Pupil Code of Conduct